






1) Look for the items in the Tally Chart in your home. 2) Use your tally chart to make the pictogram.






Pictogram

Things in your house

Name: _____

Object	Tally
	
	
	
	
	

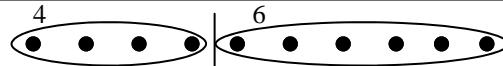
7	
6	
5	
4	
3	
2	
1	

Maths

Use the dots and line to write these sums to make 10.

$10 = 4 + 6$



$10 = \underline{\hspace{2cm}}$

$10 = \underline{\hspace{2cm}}$

$10 = \underline{\hspace{2cm}}$

$10 = \underline{\hspace{2cm}}$



$10 = \underline{\hspace{2cm}}$

$10 = \underline{\hspace{2cm}}$

$10 = \underline{\hspace{2cm}}$

$10 = \underline{\hspace{2cm}}$

$10 = \underline{\hspace{2cm}}$

